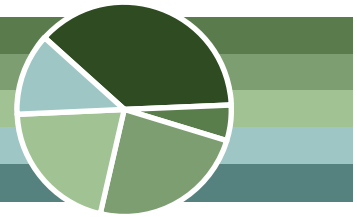


Global Markets

\$9,234,213,128

Arrowstreet Capital	\$3,477,314,332	37.66%
D.E. Shaw	\$498,285,518	5.40%
Longview	\$2,202,410,598	23.85%
Magellan	\$1,908,012,541	20.66%
William Blair & Company	\$1,145,216,410	12.40%

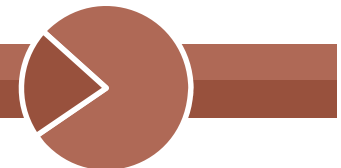


Non-U.S. Markets

\$12,212,237,254


Developed

SSgA	\$6,927,377,211	78.78%
Mondrian Investment Partners	\$1,865,732,532	21.22%



Emerging


AQR Capital Management	\$748,930,698	21.90%
BlackRock Trust Company EM IMI	\$759,789,739	22.22%
Brandes Investment Partners	\$627,585,355	18.36%
Lazard Asset Management	\$546,325,556	15.98%
Mondrian Investment Partners	\$736,343,132	21.54%



U.S. Markets

\$13,354,544,305

BlackRock Trust Company	\$11,167,324,199	83.62%
BlackRock Trust Company Fundamental	\$2,187,220,106	16.38%



Transition Accounts for Public Equity \$3,133,688